





License Feature Comparison

Features	Sub-feature	License Type			Product Type	
★	★ ★ ★	 Student	 Professional	 Institutional	 Productivity	 Mobile
Atlas	3D Gross Anatomy Model 12 body systems, female pelvis & thorax prosection	✓	✓	✓	✓	✓
	3D Detailed Models 22 models including the eye and blood vessels	✓	✓	✓	✓	✓
	Cell Biology Models 2 models: sperm and secondary oocyte	✓	✓	✓	✓	✓
	Muscle Motion Interactive 3D movement for skeletal muscles	✓	✓	✓	✓	✓
	Bone Mapping Origin & Insertion points, Bone Parts, Surfaces & Landmarks	✓	✓	✓	✓	✓
	Tracing Arterial and Nervous origin paths & muscle supply	✓	✓	✓	✓	✓
	Library Over 1,500 atlas resources including Screens, Quizzes & Questions	✓	✓	✓	✓	✓
	Tools Cut, Labels, 3D + 2D Pen, Import images, Fracture, Bone Spurs, Growth, Discover, Pain, Sketch	✓	✓	✓	✓	—
	Create / Save Screens & Quizzes Save your work to the Cloud	✓	✓	✓	✓	—
	AR Visualize in augmented reality	✓	✓	✓	Only on compatible devices	
Cross-Sections Take transverse cross-sections through any structure	✓	✓	✓	✓	✓	
Radiology	Interactive imagery Correlate CT, MRI, Angiogram, Radiograph and Mammogram scans with the 3D model	✓	✓	✓	✓	—




License Feature Comparison

Features	Sub-feature	License Type			Product Type	
		Student	Professional	Institutional	Productivity	Mobile
★						
Courses	04- Point of Care Ultrasound	✓	✓	✓	✓	✓
	05- Abrahams' Clinical Human Anatomy	✓	✓	✓	✓	✓
	Kinesiology Taping	✓	✓	✓	✓	✓
	Histology - Geoff Meyer	✓	✓	✓	✓	✓
	Clinical Correlates of the Heart	✓	✓	✓	✓	✓
	Cardiology / Cardiovascular Surgery	✓	✓	✓	✓	✓
	Cardiothoracic Dissection	✓	✓	✓	✓	✓
	Histology of the Human Organs	✓	✓	✓	✓	✓
	Male Urologic Disorders	✓	✓	✓	✓	✓
	Emergency Medicine & Trauma	✓	✓	✓	✓	✓
	Orthopedic Special Tests of the Shoulder	✓	✓	✓	✓	✓
	Learn Physiology	✓	✓	✓	✓	✓
	Basic 12 Lead EKG Interpretation	✓	✓	✓	✓	✓
Anticoagulation Management Made Easy	✓	✓	✓	✓	✓	



License Feature Comparison

Features	Sub-feature	License Type			Product Type	
★	★ ★ ★	 Student	 Professional	 Institutional	 Productivity	 Mobile
Courses	Undergraduate Anatomy Regional and Systemic	✓	✓	✓	✓	✓
	Cadaveric Images	✓	✓	✓	✓	✓
	Point of Care: Ultrasound	✓	✓	✓	✓	✓
	Abrahams' Clinical Anatomy	✓	✓	✓	✓	✓
	Kinesiology Taping	✓	✓	✓	✓	✓
	Clinical Correlates: the Heart	✓	✓	✓	✓	✓
	01- Undergraduate Human Anatomy: Regional	✓	✓	✓	✓	✓
	02- Undergraduate Human Anatomy: Systemic	✓	✓	✓	✓	✓
Share & Receive Content	Create your own Groups Start a study group	—	—	✓	✓	—
	Receive Custom Content Access to custom curriculum content from an Educator	—	—	✓	✓	✓
	Share Videos Share Videos on the Platform	—	—	✓	✓	—
	Upload Videos Record your interactions in-app or add your own videos to personalize your content	—	—	✓	✓	—



License Feature Comparison

Features	Sub-feature	License Type			Product Type	
		 Student	 Professional	 Institutional	 Productivity	 Mobile
★	★★★					
Videos	Orthopedics Over 400 conditions, fractures & treatments in Orthopedics	✓	✓	✓	✓	✓
	Cardiology 64 cardiac animations detailing pathologies & procedures	✓	✓	✓	✓	✓
	Ophthalmology 35 animations explaining how the eye functions, eye conditions & treatments	✓	✓	✓	✓	✓
	Dentistry Over 175 animations covering dental conditions & treatments	✓	✓	✓	✓	✓
	Fitness Over 900+ animations of exercises & stretches for muscle strengthening	✓	✓	✓	✓	✓
Prese- ntation License	Use Complete Anatomy in presentations	—	✓	✓	✓	✓
Patient Education License	Use Complete Anatomy for patient education	—	✓	✓	✓	✓
Curricu- lum Manager	Drag & Drop Curriculum Choose from over 4000 additional learning resources to drag & drop into Lectures for sharing	—	—	✓	✓	—
	Group Manager Assign students into an unlimited number of groups to create virtual classrooms	—	—	✓	✓	—
	Dashboard Track your students' quiz performance and lecture attendance	—	—	✓	✓	—